

TURBINE MIXERS FOR INDUSTRY...

Drive Series N

MixMOR


®



Agriculture
Biochemical
Brewing & Distilling
Chemical
Cosmetic
Explosives
Food Processing
Heat Treating
Mining
Oil & Refining
Paint & Coatings
Petrochemical
Pharmaceutical
Photographic
Plastics
Pulp & Paper
Rubber Products
Textile
Waste Treatment
Water Treatment

TURBINE MIXERS

Turbines mixers are used in a wide spectrum of applications including simple blending as well as viscous blending. They are well suited for applications which are controlled by tank circulation such as solids suspension, and heat transfer. They are frequently used in applications requiring fluid shear and mass transfer, for example; gas absorption, dissolution, crystallization and various reactions. MixMor designs the optimum energy-efficient mixer for every application while providing the level of performance necessary to do the job effectively.



THE DRIVE

The N Series is a double reduction, all helical drive designed for high efficiency and maximum load carrying capacity with reserve strength rating. The hollow shaft is available with an optional alloy-steel stub shaft and coupling for easy connect/disconnect to mixer shaft.


Low speed shaft has dry well construction to eliminate the possibility of lubricant leakage.

Lubrication oil in the housing reservoir is automatically directed by splash to all bearings and gears with the exception of the output shaft bearings which are grease lubricated. Rugged cast iron housings are horizontally split to prevent lubricant through the joint.

Reducer output speeds range from 37 to 155 rpm with 1 to 25 horsepower motors. Design incorporates 'C' face motors which utilize flexible couplings.


IMPELLERS

Mixing applications have different process requirements and that is why MixMor's engineers have such a complete selection of impellers - ranging from the time proven, conventional pitched blade turbine to the state-of-the-art FloMor high-efficiency hydrofoil impeller. MixMor has the optimum impeller for your application.




FLOMOR - FM3, FM4, FM4W

The FloMor is a true axial flow hydrofoil impeller producing one of the most efficient flow patterns with low power consumption and shear. Available in three, four and wide blade designs for applications up to 50,000 centipoise.




CURVED BLADE TURBINE - CBT4

The curved blade turbine impeller produces a radial flow pattern with less shear and power consumption than a vertical flat blade turbine. It is used in applications such as heat transfer, high solids contents or low liquid levels.



VERTICAL FLAT BLADE TURBINE - VFBT4, VFBT6

The vertical flat blade impeller is a radial flow design used widely in low liquid levels or high shear applications with higher power consumption than axial flow impellers. Four and six blade designs are available.



PITCHED BLADE TURBINE - PBT3, PBT4

This impeller produces an axial flow pattern with a balance of shear and pumping when viscosities, liquid levels or impeller size preclude the use of foils. It can be the most cost effective impeller for many applications. Designs incorporate three and four blades at 45° or 30° pitch.

RUSHTON TURBINE - FBDT4, FBDT6

The Rushton turbine impeller utilizes four or six vertical flat blades attached to a horizontal disk. It is typically used in conjunction with a sparge ring for gas dispersion applications.

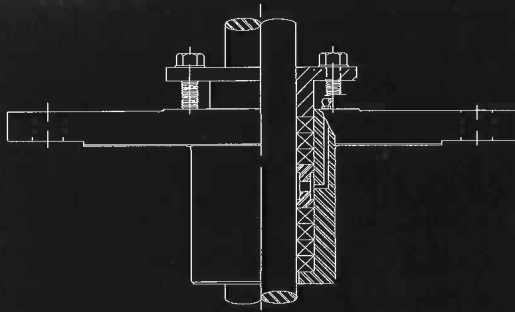
CUSTOM IMPELLERS

In addition to our diverse selection of standard impellers, MixMor can design custom impellers that will solve your toughest mixing problems.

OPTIONAL SEALING ARRANGEMENTS

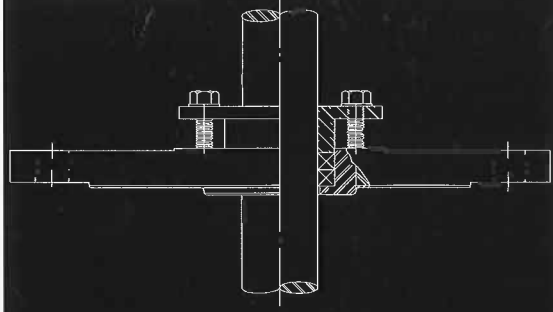
Vapor Seals to Mechanical Seals for Pressure Vessels.

Model TC



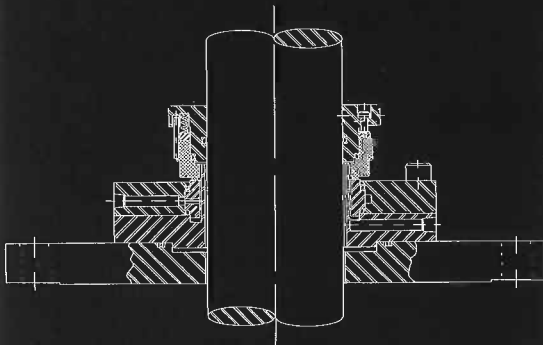
High pressure stuffing box for use on closed vessels with up to 150 psig pressure. The seal uses seven rings of packing and a lantern ring for lubricant distribution. Packing will be selected for your application.

Model TCL



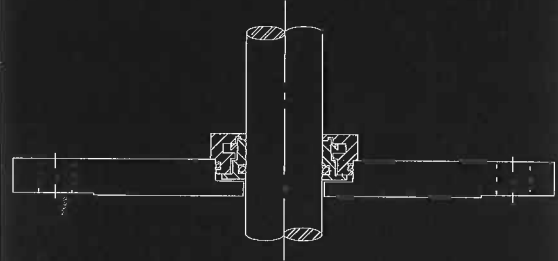
Low pressure stuffing box for use on closed vessels for vapor to 10 psig pressure. The seal uses two rings of self-lubricating packing. The packing furnished with the mixer will be selected to suit your application.

Model TCM



Mixers can be furnished with various types and manufacturers of mechanical seals including cartridge type double balanced, single and double dry running, metal bellows, tandem, water cooled, split and seals with sanitary containment glands.

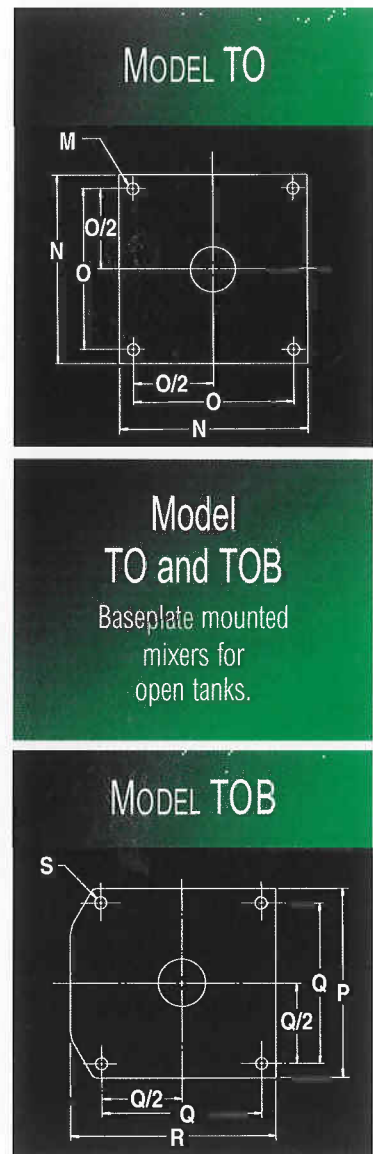
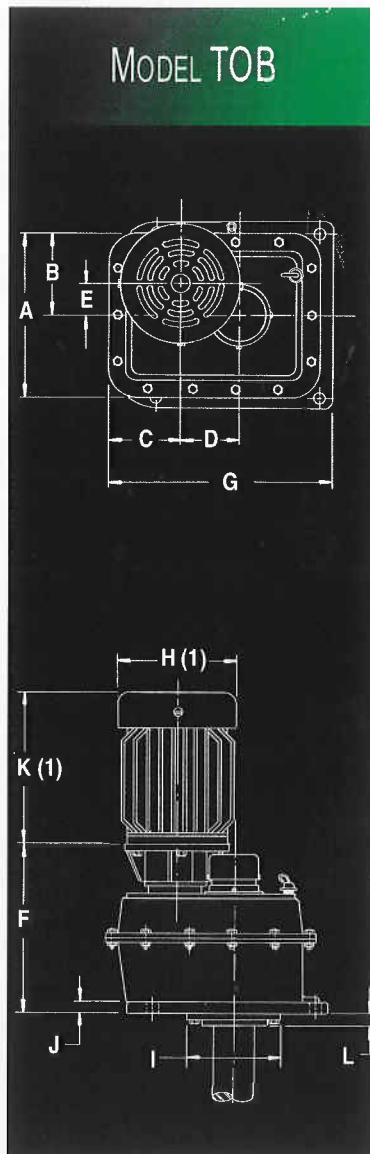
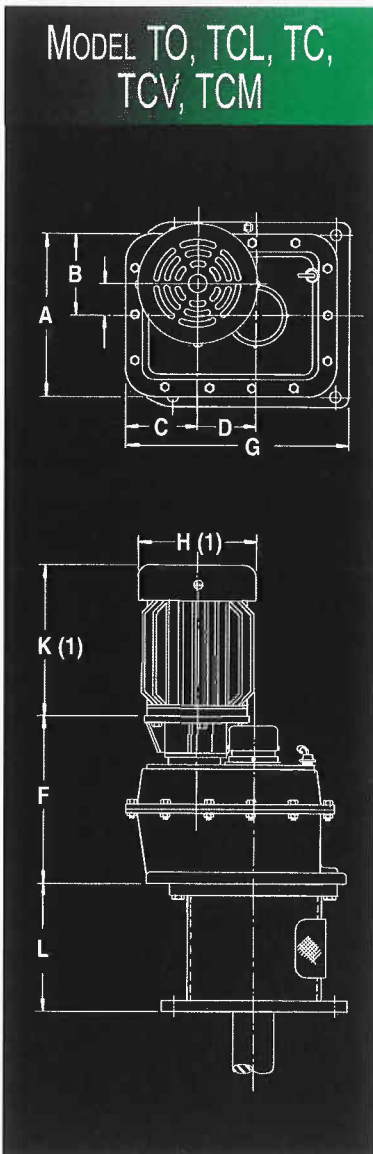
Model TCV



Various types of seals can be used to contain vapors in the tank including lip seals, labyrinth seals, 'V' rings, and excluder seals.

MixMOR

®



Model TO and TOB
Baseplate mounted mixers for open tanks.

REDUCTION	Drive Series & Size	MODELS														
		ALL											TOB	TO	TCV, TCL, TC	TCM (2)
		A	B	C	D	E	F	G	H	I	J	K	L	L	L	L
DOUBLE	N20	11 5/8	5 7/8	5	4	2 1/8	17 3/4	16	8 3/4	7	1	15 1/4	7/8	11 1/4	11 1/4	33
	N21	13 7/8	6 15/16	6	4 15/16	2 3/4	19 3/8	19	10 1/4	8	1	18 1/2	7/8	13 1/4	13 1/4	36
	N22	15	7 1/2	6 1/2	5 5/8	2 15/16	21	21 1/4	12 7/8	9	1 1/4	23 1/4	1	13 1/4	13 1/4	36

REDUCTION	Drive Series & Size	MODELS							ANSI FLANGE SIZE
		TO BASEPLATE			TOB BASEPLATE				
		M	N	O	P	Q	R	S	
DOUBLE	N20	1	15	12	14	12	14 3/4	1	8" - 150#
	N21	1	15	12	16	14	17 1/4	1	8" - 150#
	N22	1	18	15	18 1/4	16	19 3/4	1	10" - 150#

(1) Dimensions are of typical motor size used on this drive.
(2) Dimension are with spacer coupling.

Note: All dimensions are approximate.
Proposal drawings are available upon request.
Certified drawings are furnished with all orders.

GUARANTEE

MECHANICAL

MixMor guarantees materials and workmanship of all products for one year from date of shipment.

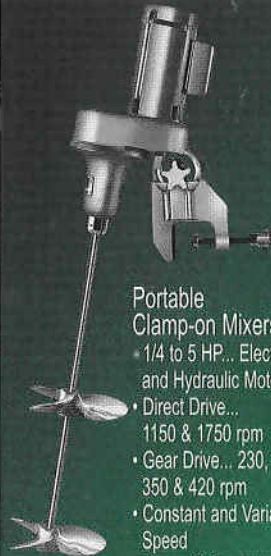

PROCESS

All mixers are guaranteed for performance when their installation and use is in accordance with engineering recommendations made by MixMor.

FOR EVERY INDUSTRIAL APPLICATION

Laboratory Mixers

- Variable Speed
- Constant Speed
- Speed Ranges 2 to 6000 rpm
- Air and Electric
- Clamp and Stand Mounted



Portable Clamp-on Mixers

- 1/4 to 5 HP... Electric, Air and Hydraulic Motors
- Direct Drive... 1150 & 1750 rpm
- Gear Drive... 230, 290, 350 & 420 rpm
- Constant and Variable Speed
- Clamp & Cup Mounted
- USDA Accepted Designs

Fixed Mount-Top Entering Mixers

- 1/4 to 5 HP... Electric, Air and Hydraulic Motors
- Direct Drive... 1150 & 1750 rpm
- Gear Drive... 230, 290, 350 & 420 rpm
- Constant & Variable Speed
- Baseplate & Flange Mounted
- Low and High Pressure Stuffing Boxes
- Mechanical Seal Designs



MixMor

WEST COAST

3131 Casitas Avenue
Los Angeles, CA 90039
Tel: 323.664.1941
Fax: 323.660.5677

EAST COAST

801 Third Avenue
King of Prussia, PA 19406
Tel: 610.337.2700
Fax: 610.354.0937



Turbine Mixers

- 1/4 to 150 HP... Electric and Hydraulic Motors
- Constant & Variable Speed... 1 to 350 rpm
- Worm Gear, Helical/Worm... All Helical... Helical/Spiral Bevel
- Baseplate & Flange Mounted
- High & Low Pressure Stuffing Boxes;
- Single & Double Mechanical Seals


Side Entering Mixers

- Chemical & Petrochemical Plant Designs
- 1 to 75 HP... Electric & Hydraulic Motors
- Belt & Gear Drives... 280, 350 & 420 rpm
- Constant & Variable Speed
- Fixed & Swivel, Flange & Cover Plate Mounted
- Stuffing Box & Mechanical Shaft seals



Custom Mixers

- Pilot Plant Mixers
- High Temperature & Pressure Laboratory Reactors
- Redwood Paddle Flocculators
- Anchor, Ribbon & Gate Mixers
- Inline mixers
- Bottom Entering Mixers



NATIONAL REPRESENTATIVES

Your Local Representative Is: